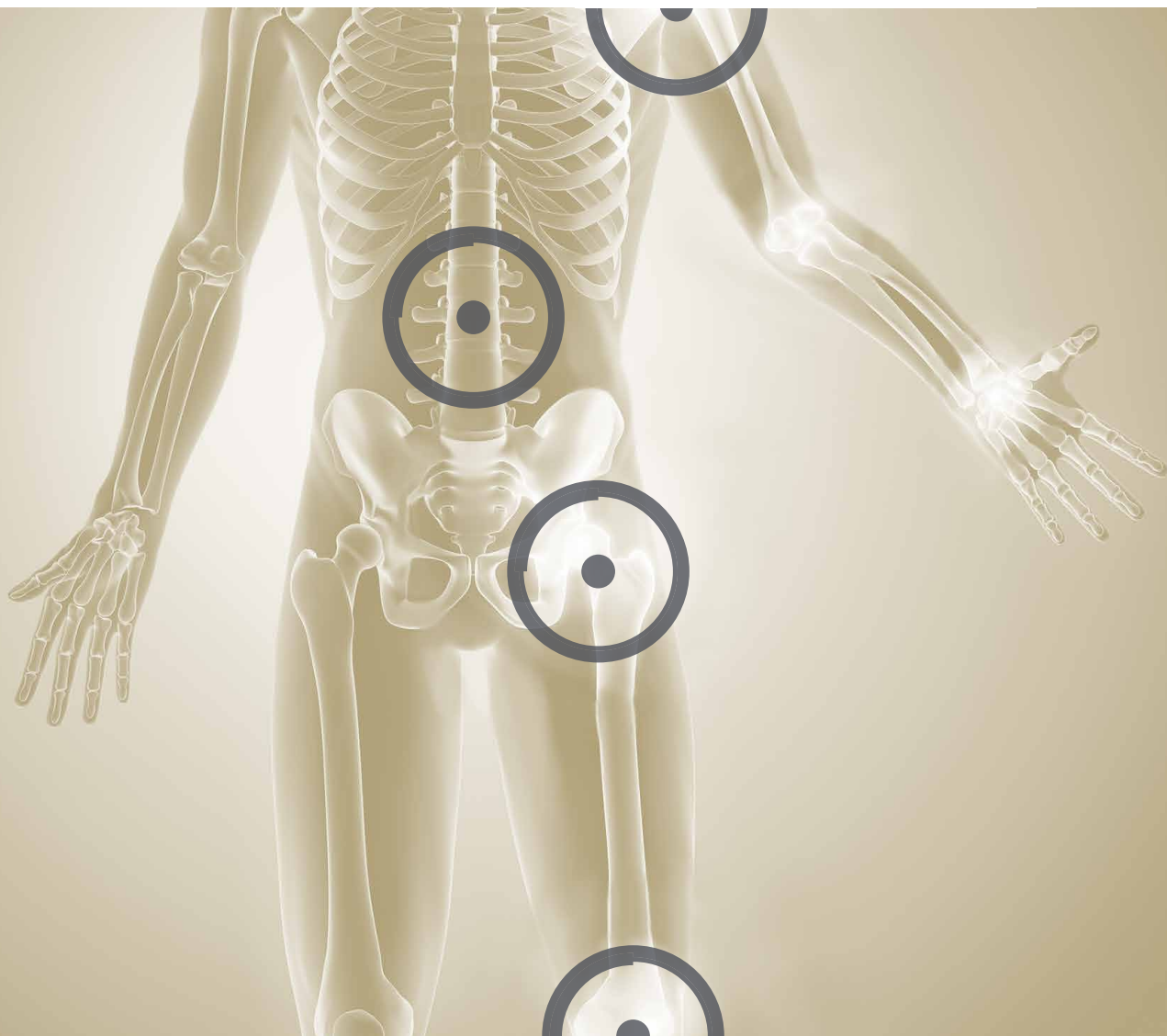




**CONDOR**<sup>®</sup> MedTec  
EXPAND YOUR POSSIBILITIES

# Orthopaedics and Spine Surgery



## Starting point: Your added value

### 6 areas of expertise, 1 claim

Operations are not only complex, but always individual, too. Because of this, they require different surgical instruments. For you, this means organisational costs. We are well aware of this. And this awareness impacts our work. The instruments and systems in our six areas of expertise therefore precisely combine benefits with technology, theory with practice.

Because our products are much more than just medical tools that you use to manage your work as well as possible: They give you added value and offer you new freedoms through multi-functionality - discover new possibilities and improve your current situation for all surgical procedures in the fields of orthopaedics and spinal surgery.



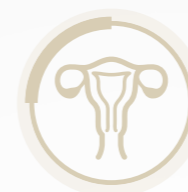
### General Surgery

Our products help to optimise internal surgical processes and also enable maximum precision.



### Urology

Our products guarantee perfection through efficiency in urological operations.



### Gynaecology

Perfect and precise support for gynaecological operations - this is what our diverse products offer.

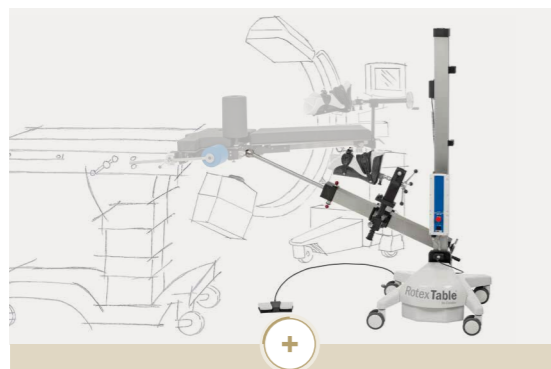


### Accessories

With our accessories, systems can not only be optimised for your purposes, but also equipped multi-functionally.

### Condor RotexTable®

An ideal support in the operating theatre is the Condor RotexTable® - the first electrically operated positioning aid for hip endoprosthetics, hip arthroscopy and trauma surgery. Because we know: many operations, such as a hip endoprosthetics, require surgical staff and patients to assume unusual positions, to provide the best possible operating area for surgeons. With the Condor RotexTable® we have developed a system which enables the surgeon to independently adjust the leg position for the first time in the world of orthopaedic surgery.



#### Combined use possible with

- Condor® Extension System (ES)
- Condor® RotexShoe
- Condor GoldLine® Hip endoprosthetics

#### The benefits

- Patient safety thanks to integrated safety shutdown
- Process safety increased
- Increased training quality in conjunction with Condor GoldLine® for the hips
- Safe surgery planning with one assistant
- Set up in under 2 minutes
- Minimal storage space at only 90 cm<sup>2</sup>

### Condor® RotexShoe

The Condor® RotexShoe makes your job easier, due to being easy to handle. Stability and flexibility guarantee safe and individual work on patients and expand surgical possibilities. Combined with the RotexTable®, it is the world's first firmly fixable surgical support and stabilisation aid for the foot. The Condor® RotexShoe consists of a footrest, and toothed belts and pads as single-use accessories. The RotexShoe can be used with all conventional operating tables with standard rails, making it universally usable.



#### Combined use possible with

- Extension tables with standard rails
- Condor RotexTable®
- Condor® Extension System (ES)

#### The benefits

- Safe positioning thanks to stable, firmly fixable combination of footrest, pads and toothed belts
- Increased hygiene safety by using single-use pads
- Available in two sizes: for children and adults

### Condor® Extension System

Quickly, simply and cost-effectively from a standard surgical table to an extension table. This can be done, in only a few movements, by our Condor® ES. Quickly attached to the standard operating table, you will be given even more options in the use of the system, and more freedoms in operating table planning. You will also be given more options with regards to leg plates, which can be folded away before or during surgery, allowing more freedom of movement for the surgical team or surgical devices. The extended carbon plate enables ideal imaging. Its components require little storage space.



#### Combined use possible with

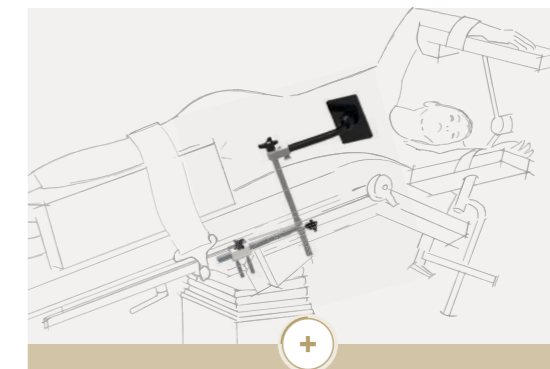
- Standard operating tables from diverse manufacturers
- Condor RotexTable®
- Condor® RotexShoe

#### The benefits

- Can be used with all standard operating tables with simultaneous freedom of movement
- Easy to individually install on standard operating table
- Good overview of system in storage trolley

### Condor® XP-360°

Our Condor® XP-360° side support enable surgeons to have constant self-control. Because they can individually adjust the support during surgery to aim for a perfect x-ray image. Thanks to the modular construction, Condor® XP-360° can be installed on the right or left side with only a few movements, without any problems. Using state-of-the-art disposable pads, the dangers of germ dissemination are reduced to a minimum. The ball joint support allows for even more flexibility, and therefore more opportunities for adjustment. These features result in ideal working conditions for surgeons.



#### Combined use possible with

- Operating tables with standard rails

#### The benefits

- Optimal imaging thanks to material which can be penetrated by x-rays
- Available in two different sizes
- Quick to install and easy to clean

## Condor GoldLine®

Precision work in surgery is the Number One priority – we can offer you the perfect support for your operations with the patented surgical retractor system from Condor GoldLine® for orthopaedics, namely: surgical instruments for orthopaedics, which have proven to be considerably more flexible and efficient than conventional systems with their multi-functional scope of application.

### The benefits

#### Safe

Stable and safe adjustment of operating situation thanks to quick fasteners (one-hand operation)

#### User-friendly

Simple, quick assembly

#### Reliable

Uninterrupted work

#### Flexible

3D setting with ball joints and individual retractor placement

#### Practical

Use of existing retractors

#### High-quality

Translucent aluminium retractors and tip-focused blade holder

#### Efficient

Allows strategic planning of surgical instruments

Personnel can be deployed in a target-oriented manner, while promoting training at the same time

For maximum deep cavity illumination – cold lighting can be combined

## Condor GoldLine®

### Cervical spine

Condor GoldLine® surgical retractor system in a mini set for spinal surgery on the cervical spine is particularly user-friendly. Thanks to the 3D setting of the flexible retractors, the arms can individually be adjusted without barriers. The secure fixing of the retractors in the clamps prevents the retractor position changing by accident, minimising the risk of injury to the vessels or nerves. This saves a significant amount of time, as it does not need readjusting.



### The benefits

- Individual retractor placement
- Special retractors can be used
- Stable setting for time-saving work

## Condor GoldLine®

### Thoracic spine

We are setting a new benchmark with the Condor GoldLine® thoracic spine set for thoracic access in spinal surgery. Because it involves the successful combination of a traction device and a retractor system. The result: added flexibility, yet with a lower demand for space and reduced costs. The ball joints make work easier, as the arms can be positioned without too much effort. You can attach special retractors with patented blade holders with tip focus to them. A system which you can flexibly assemble during surgery.



### Combined use possible with

- Condor® XP 360°

### The benefits

- Precise opening of intercostal space with the help of Condor® traction device
- Reduced space demand
- More flexibility when setting up system
- Increased patient safety thanks to stable situs adjustment

## Condor GoldLine®

### Lumbar spine

Maximum quality, easy handling and modular flexibility are among the unique selling points of the Condor GoldLine® surgical retractor system for spinal surgery on the lumbar spine. The retractors of this system are adapted to meet the demands of spinal surgery and available in all conventional lengths; their shape is sleek and flat, yet uncompromisingly stable and translucent. We recommend using flexible cold light for optimal lighting in the operating theatre.



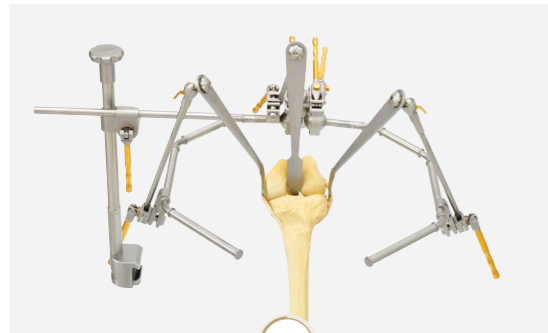
### The benefits

- Better situs as a result of a tip-accentuated setting
- Optimal light ratios due to installation of flexible cold light
- Functional design
- Intraoperative radiolucency by means of translucent retractors

GoldLine®


GoldLine®

**Condor GoldLine®**  
Knee endoprosthetics



**Combined use possible with**

- Condor GoldLine® knee brace



**Condor GoldLine®**  
Shoulder endoprosthetics



During knee endoprosthetics the leg is frequently mobilised, so that the endoprosthesis can be implanted optimally. The simple and flexible handling of the surgical retractor system is able to account for this factor, thanks to its ball joints. The quick and flexible positioning of the bone lever guarantees that you can work without barriers, and the operating area can be adapted quickly.

**The benefits**

- Precise implantation of endoprosthesis thanks to a flexible open structure
- Full leg freedom for surgeons when implanting the endoprosthesis
- Can be combined with the Condor GoldLine® leg support

**Condor GoldLine®**  
leg support

**Leg support benefits**

- Guaranteed hygiene thanks to a sterile structure which is easy to clean and sterilise
- Reusability allows cost effectiveness
- For a safe and stable operating area during the operation.

The Condor GoldLine® system for the shoulder endoprosthetics: an efficient solution for shoulder endoprosthetics, which offers high stability while also allowing the arm to move freely during the implantation of the prosthesis on the joint. The system is designed to hold the retractors over long periods with plenty of strength. The result: you can operate without interruptions.

**The benefits**

- Full freedom of movement for the arm, for optimal work
- Special extra retractors for shoulder surgery, e.g. Fukuda retractors
- Maximum stability regardless of position

**Condor GoldLine®**  
Hip endoprosthetics



**Combined use possible with**

- Condor RotexTable®
- Condor® Extension System (ES)
- Condor® RotexShoe
- Condor® XP 360°

**Leg holder for hip replacement system**  
Condor GoldLine® Hip endoprosthetics



Hip endoprosthetics require a large amount of preparation before surgery. The efficient support provided by the simple, flexible and quick assembly of the Condor GoldLine® surgical retractor system is particularly suited for endoprosthetics of the hips. You can fix your existing Hohmann bone levers; they can be adjusted individually using our ball adapter, and will reliably remain in the preset position. This means that you can keep your hands free and apply yourself fully to the operation.

**The benefits**

- Easy and efficient system installation
- Suitable for any patient position
- Can also be used with navigation systems

The position of the leg is of great importance in ensuring that an endoprosthesis sits securely. The leg holder for the hip replacement system fulfils this demand and is therefore the ideal addition to the Condor GoldLine® hip endoprosthetics surgical retractor system. With our system, we can guarantee the exact positioning of the leg in the leg rest. The leg rest itself is in a mobile position, minimising the risk of pressure points on the lower leg. A specially developed 'hold-down device' also keeps the leg in position, so that you can operate safely, without barriers.

**The benefits**

- Exact positioning of the leg with ball joint
- Additional fixing with the 'hold-down device'
- Pressure relieved by mobile leg rest



#### Condor® MedTec – a promise of quality

Condor® MedTec – that is who we are. Your specialist for surgical instruments in medical technology, which satisfy the highest function and quality demands. "Expand your possibilities" – that is our claim, which helps us significantly realise our demands and characterises our conduct: we want to open up new opportunities for you with our products. Opportunities to improve your own current situation. We always use your situation as a starting point, and always use it as a basis to develop ourselves and our products for you. The result: instruments with top-class functions and helpful innovations for your work, where you can overcome challenges during operations. That is our motivation, which we use from the beginning onwards.

#### Part of the Condor® Group

From start-up to successful business. As Condor® MedTec, we are part of the Condor® Group. Although it started as a two-man company in 1997, over 40 employees work in the Condor® Group today – quality work made in Germany. As well as Condor® MedTec GmbH, Condor® Custom Solutions GmbH & Co. KG is also a member of the group and specialises in the fields of wire eroding technology, milling technology, surface finishing and additive manufacturing. The focal point of the portfolio is the production of medical technology products – putting us in a position to be able to construct and produce precision instruments and accessories for medical operations within the group. This means that we can provide you with everything from one reliable source.



#### Research, development and quality

We do not know the meaning of the word 'stagnation'. We promote the expansion of our product portfolio, have discussions with users and use our new findings for optimisation: for value-oriented growth. Our patents are proof of our extensive innovation performances.

Our core skill has always been the close interlinking of science and research. We have an extensive network in the fields of research and development, with whom we have worked for years. This network includes some notable partners, such as the Fraunhofer Institute. This enables us to perform developmental work, from which you can benefit. Namely, in the shape of practical innovations.

Quality assurance is a fundamental part of our business philosophy, and goes above and beyond merely fulfilling criteria. Each individual step of the manufacturing process fulfils the top-class standards we set, and each product undergoes our quality controls. The proof of this high claim to quality lies in our products in our areas of expertise, which have been planned out down to the latest detail. Because they can be used both as individual items and in combination. It is up to you to assess how you will use them, based on your own situation.

You can find more detailed information on individual products in our product catalogue, or contact us directly – we are available at all times to help you with your concerns.





**Condor® MedTec GmbH**

Dr.-Krismann-Str. 15

33154 Salzkotten

Germany

Phone: +49 (0) 52 58 - 99 16-0

Fax: +49 (0) 52 58 - 99 16-16

Email: [info@condor-medtec.de](mailto:info@condor-medtec.de)

Website: [www.condor-medtec.de](http://www.condor-medtec.de)

Condor® is a registered trademark of Condor® MedTec GmbH in Germany and other countries. All rights reserved, especially for utility and design models and patents. Technical changes and delivery options reserved. The descriptions displayed in this document may be brands, the use of which by third parties for their own purposes may infringe the rights of the owner.

Version: 01/2020